




**FITTING INSTRUCTIONS FOR RAD0236 RADIATOR GUARD**  
**DUCATI SCRAMBLER 1100 2018 –**



**THIS KIT CONTAINS THE ITEMS PICTURED AND LABELLED BELOW.**  
**DO NOT PROCEED UNTIL YOU ARE SURE ALL PARTS ARE PRESENT.**

Please note that the way the kit is packed does not necessarily represent the way of mounting to the bike

Please note that in cases where kits are packed with rubber washers holding the components onto the bolt – *the rubber washers should be thrown away!*

THE PARTS SHOWN MAY BE REPRESENTATIVE ONLY (FOR CLARITY OF INSTRUCTIONS ONLY)

Digital copies of these instructions are available to download from [www.rg-racing.com](http://www.rg-racing.com)

**GENERAL TORQUE SETTINGS**

- M4 BOLT = 8Nm
- M5 BOLT = 12Nm
- M6 BOLT = 15Nm
- M8 BOLT = 20Nm
- M10 BOLT = 40Nm


**TOOLS REQUIRED**

- Comprehensive Allen key set
- Comprehensive socket set and wrench




**THIS KIT CONTAINS**


- 1 x Radiator Guard (RAD0236)
  - 2 x S0833 SPACER
- 2 x M6 x 10mm Long button head bolts
  - 2 x M6 Washers
- 2 x 100mm lengths of self-adhesive foam



Picture 1



Picture 2



Picture 3



Picture 4



### **FITTING INSTRUCTIONS**

- To fit the radiator guard to the bike, cut the foam strips provided into 10mm wide pieces and stick them to the back of the radiator guard frame, so that they sit between the radiator guard and the radiator (please space these evenly all around the radiator guard frame as they prevent the guard coming into contact with the radiator).
- Loosen the two allen bolts located at the bottom of the radiator (highlighted in Picture 1), to allow 3mm clearance between the bolts and the radiator (shown in Picture 2).
- Remove the two nuts securing the voltage regulator (shown in Picture 3) and screw the two threaded spacers provided onto the exposed threads.
- Offer the radiator guard into position, ensuring the two mounting tabs sit over the two lower bolts.
- Secure the radiator guard in place by screwing the two M6 bolts (with washers) through the radiator guard, and into the two threaded spacers.
- Tighten the four bolts up to the correct torque.

ISSUE 1 17/09/2018 (LF)

### **CONSUMER NOTICE**

The catalogue description and any exhibition of samples are only broad indications of the Products and R&G may make design changes which do not diminish their performance or visual appeal and supplying them in such state shall conform to the order. The Buyer acknowledges no representation or warranty (other than as to title) has been given or will apply to the Products other than those in R&G's order or confirmation and the Buyer confirms it has chosen the Products as being of merchantable quality and suitable for its particular purposes. Where R&G fits the Products or undertakes other services it shall exercise reasonable skill and care and rectify any fault free of charge unless the workmanship has been disturbed. The Buyer is responsible for ensuring that the warranty on the motorcycle is not affected by the fitting of the Products. On return of any defective Products R&G shall at its option either supply a replacement or refund the purchase money but shall not be liable if the Products have been modified or used or maintained otherwise than in accordance with R&G's or manufacturer's instructions and good engineering practice or if the defect arises from accident or neglect. Other than identified above and subject to R&G not limiting its liability for causing death and personal injury, it shall not be liable for indirect or consequential loss and otherwise its liability shall be limited to the amounts paid by the Buyer for the Products or the fitting or service concerned. These terms do not affect the Buyer's statutory rights.

### **R&G RACING RETURNS POLICY (NON-FAULTY GOODS)**

Returns must be pre-authorized (if not pre-authorized the return will be rejected). Goods may only be returned direct to us if they were purchased direct from us (customer must prove if necessary). Otherwise to be returned to original vendor. Goods must be in re-sellable condition, in the opinion of R&G Racing. All returns are subject to a 25% restocking and handling fee (25% of the gross value exc. P&P – at the prevailing price at time of purchase). The customer must pay any and all carriage charges. No returns of discontinued products, unless within 14 days of purchase. This policy does not affect your statutory rights and does not refer to faulty goods.

R&G

Unit 1, Shelley's Lane, East Worldham, Alton, Hampshire, GU34 3AQ

Tel: +44 (0)1420 89007 Fax: +44 (0)1420 87301 [www.rg-racing.com](http://www.rg-racing.com) Email: [info@rg-racing.com](mailto:info@rg-racing.com)



**NOTICE DE MONTAGE POUR RAD0236**  
**GRILLE DE PROTECTION RADIATEUR**  
**DUCATI SCRAMBLER 1100 2018 –**



**Le kit contient les articles exposés ci-dessous, vérifier que toutes les pièces soient présentes avant de procéder au montage.**

**La façon dont le kit est emballé ne correspond pas forcément à la façon de monter les pièces sur la moto.**

**Notez que si les kits sont emballés avec des rondelles en caoutchouc servant à tenir les composants, ces rondelles doivent être jetées**

**LES PARTIES PRÉSENTÉES PEUVENT ÊTRE UNIQUEMENT REPRESENTATIVES  
(POUR LA CLARTE DES INSTRUCTIONS UNIQUEMENT)**

**Notice disponible au téléchargement sur [www.rg-racing.com](http://www.rg-racing.com)**

**VALEURS DE SERRAGE RECOMMANDÉES**

M4 BOULON = 8Nm  
M5 BOULON = 12Nm  
M6 BOULON = 15Nm  
M8 BOULON = 20Nm

R&G

Unit 1, Shelley's Lane, East Worldham, Alton, Hampshire, GU34 3AQ  
Tel: +44 (0)1420 89007 Fax: +44 (0)1420 87301 [www.rg-racing.com](http://www.rg-racing.com) Email: [info@rg-racing.com](mailto:info@rg-racing.com)





M10 BOULON = 40Nm

**OUTILS REQUIS**

- Clés Allen 5mm
- Clé à cliquet + douilles

**LE KIT CONTIENT**

- 1 x Grille de protection radiateur (RAD0236)
  - 2 x S0833 Entretoise
  - 2 x M6 x 10mm Boulons
  - 2 x M6 Rondelles
- 2 x 100mm Longueurs de mousse autocollante




Photo 1




Photo 2




Photo 3



Photo 4

R&G

Unit 1, Shelley's Lane, East Worldham, Alton, Hampshire, GU34 3AQ  
Tel: +44 (0)1420 89007 Fax: +44 (0)1420 87301 [www.rg-racing.com](http://www.rg-racing.com) Email: [info@rg-racing.com](mailto:info@rg-racing.com)



### **NOTICE DE MONTAGE**

- Pour monter la grille de protection sur la moto, couper la mousse autocollante fournie en bandeaux de 10mm puis collez les au bas du cadre de protection radiateur, de façon à ce qu'ils se placent entre la grille de protection radiateur et le radiateur (svp, espacez-les de façon égale autour du cadre de protection radiateur car ils empêcheront la protection de toucher le radiateur).
- Desserrer les 2 boulons situés au bas du radiateur (voir Photo 1), pour laisser 3mm d'espace entre les boulons et le radiateur (voir photo 2).
- Enlever les 2 écrous qui fixent le régulateur de voltage (voir photo 3) puis visser les 2 entretoises filetées fournies sur les filetages.
- Monter la grille en position, en veillant à ce que les 2 onglets de fixation se placent sur les 2 boulons inférieurs.
- Fixer la grille de protection en position en vissant les 2 vis M6 (avec rondelles) dans la grille de protection, puis dans les 2 entretoises filetées.
- Serrer les 4 boulons selon les valeurs de serrage recommandées.

ISSUE 1 17/09/2018 (LF)

#### **CONSUMER NOTICE**

The catalogue description and any exhibition of samples are only broad indications of the Products and R&G may make design changes which do not diminish their performance or visual appeal and supplying them in such state shall conform to the order. The Buyer acknowledges no representation or warranty (other than as to title) has been given or will apply to the Products other than those in R&G's order or confirmation and the Buyer confirms it has chosen the Products as being of merchantable quality and suitable for its particular purposes. Where R&G fits the Products or undertakes other services it shall exercise reasonable skill and care and rectify any fault free of charge unless the workmanship has been disturbed. The Buyer is responsible for ensuring that the warranty on the motorcycle is not affected by the fitting of the Products. On return of any defective Products R&G shall at its option either supply a replacement or refund the purchase money but shall not be liable if the Products have been modified or used or maintained otherwise than in accordance with R&G's or manufacturer's instructions and good engineering practice or if the defect arises from accident or neglect. Other than identified above and subject to R&G not limiting its liability for causing death and personal injury, it shall not be liable for indirect or consequential loss and otherwise its liability shall be limited to the amounts paid by the Buyer for the Products or the fitting or service concerned. These terms do not affect the Buyer's statutory rights.

#### **R&G RACING RETURNS POLICY (NON-FAULTY GOODS)**

Returns must be pre-authorized (if not pre-authorized the return will be rejected). Goods may only be returned direct to us if they were purchased direct from us (customer must prove if necessary). Otherwise to be returned to original vendor. Goods must be in re-sellable condition, in the opinion of R&G Racing. All returns are subject to a 25% restocking and handling fee (25% of the gross value exc. P&P – at the prevailing price at time of purchase). The customer must pay any and all carriage charges. No returns of discontinued products, unless within 14 days of purchase. This policy does not affect your statutory rights and does not refer to faulty goods.


R&G

Unit 1, Shelley's Lane, East Worldham, Alton, Hampshire, GU34 3AQ

Tel: +44 (0)1420 89007 Fax: +44 (0)1420 87301 [www.rg-racing.com](http://www.rg-racing.com) Email: [info@rg-racing.com](mailto:info@rg-racing.com)



**MONTAGEANLEITUNG FÜR RAD0236 KÜHLERSCHUTZ**  
**DUCATI SCRAMBLER 1100 2018 –**



**ALLE KIT-TEILE SIND UNTEN ABGEBILDET UND GEKENNZEICHNET. BEVOR SIE MIT DER MONTAGE BEGINNEN, ÜBERPRÜFEN SIE, DASS ALLE TEILE VORHANDEN SIND.**

**Hinweis:** Die Verpackung der Teile stellt nicht die Reihenfolge der Montage dar.

**Hinweis für Kits mit Plastikunterlegscheiben an den Schrauben – Diese Plastikunterlegscheiben werden nicht für den Einbau benötigt!**

**DIE UNTEN ABGEBILDETEN TEILE DIENEN LEDIGLICH ZUR ERKLÄRUNG**

**Eine digitale Version dieser Montageanleitung kann auf folgender Seite heruntergeladen werden:**  
[www.rg-racing.com](http://www.rg-racing.com)

**ANZUGSDREHMOMENT**

M4 SCHRAUBE = 8Nm  
M5 SCHRAUBE = 12Nm  
M6 SCHRAUBE = 15Nm  
M8 SCHRAUBE = 20Nm  
M10 SCHRAUBE = 40Nm

**SIE BENÖTIGEN FOLGENDES WERKZEUG**

- Satz Inbusschlüssel
- Satz Steckschlüssel



**DIESER KIT BEINHALTET:**

- 1x Kühlerschutz (RAD0236)
  - 2 x S0833 Distanzhalter
- 2 x M6 x 10mm Linsenkopfschrauben
  - 2 x M6 Unterlegscheiben
- 2x 100mm selbstklebende Schaumstoffstreifen




Abbildung 1




Abbildung 2




Abbildung 3



Abbildung 4





## **MONTAGEANLEITUNG**

- Um den Kühlerschutz am Motorrad zu montieren, schneiden Sie zuerst die mitgelieferten Schaumstoffstreifen in 10 mm breite Streifen und kleben Sie diese auf der Rückseite des Kühlerschutzrahmens, so dass sie zwischen dem Kühlerschutz und dem Kühler angebracht sind (bitte diese gleichmäßig um den Kühlerschutzrahmen platzieren, sodass der Kühlerschutz den Kühler nicht berührt).
- Lösen Sie die zwei Inbusschrauben unten am Kühler (siehe Abbildung 1), um 3mm Abstand zwischen den Schrauben und dem Kühler zu bekommen (siehe Abbildung 2).
- Entfernen Sie die zwei Muttern, die den Spannungsregler (siehe Abbildung 3) befestigen, und die zwei Adapter (mit Gewinde) vom Kit an den hervorstehenden Gewinden anbringen.
- Den R&G Kühlerschutz in Position bringen – bitte darauf achten, dass die zwei Montagelaschen über den zwei unteren Schrauben sind.
- Den Kühlerschutz in Position sichern, indem Sie die zwei M6 Schrauben (mit Unterlegscheiben) durch den Kühlerschutz in die zwei Distanzhalter mit Gewinde einführen.
- Ziehen Sie die vier Schrauben mit dem richtigen Anzugsdrehmoment fest.

AUSGABE 1 17/09/2018 (LF)

### **CONSUMER NOTICE**

The catalogue description and any exhibition of samples are only broad indications of the Products and R&G may make design changes which do not diminish their performance or visual appeal and supplying them in such state shall conform to the order. The Buyer acknowledges no representation or warranty (other than as to title) has been given or will apply to the Products other than those in R&G's order or confirmation and the Buyer confirms it has chosen the Products as being of merchantable quality and suitable for its particular purposes. Where R&G fits the Products or undertakes other services it shall exercise reasonable skill and care and rectify any fault free of charge unless the workmanship has been disturbed. The Buyer is responsible for ensuring that the warranty on the motorcycle is not affected by the fitting of the Products. On return of any defective Products R&G shall at its option either supply a replacement or refund the purchase money but shall not be liable if the Products have been modified or used or maintained otherwise than in accordance with R&G's or manufacturer's instructions and good engineering practice or if the defect arises from accident or neglect. Other than identified above and subject to R&G not limiting its liability for causing death and personal injury, it shall not be liable for indirect or consequential loss and otherwise its liability shall be limited to the amounts paid by the Buyer for the Products or the fitting or service concerned. These terms do not affect the Buyer's statutory rights.

### **R&G RACING RETURNS POLICY (NON-FAULTY GOODS)**

Returns must be pre-authorized (if not pre-authorized the return will be rejected). Goods may only be returned direct to us if they were purchased direct from us (customer must prove if necessary). Otherwise to be returned to original vendor. Goods must be in re-sellable condition, in the opinion of R&G Racing. All returns are subject to a 25% restocking and handling fee (25% of the gross value exc. P&P – at the prevailing price at time of purchase). The customer must pay any and all carriage charges. No returns of discontinued products, unless within 14 days of purchase. This policy does not affect your statutory rights and does not refer to faulty goods.

R&G

Unit 1, Shelley's Lane, East Worldham, Alton, Hampshire, GU34 3AQ

Tel: +44 (0)1420 89007 Fax: +44 (0)1420 87301 [www.rg-racing.com](http://www.rg-racing.com) Email: [info@rg-racing.com](mailto:info@rg-racing.com)